



Pretoria Road allotments, Patchway, Bristol

## Harvest Session 2011

We have reached the time of year when most of the harvesting of your vegetable and fruit has been taken from the allotment plot and you have to decide what you freeze or place in storage for the winter. You have to think carefully on storage so the produce remains fresh for the longest period possible. Potatoes and carrots are a good example where placing potatoes in jute vegetable storage sacks or similar product, and in a dry dark place will ensure potatoes remain in a good condition. Even then you need to inspect them from time to time because if you have a potato that rots it will effect the rest of the potatoes quite quickly. If this happens you need to clean the sack with warm soapy water and allow the sack to dry.

Carrots can be placed in a cardboard box with peat covering the carrots and place in a dry place like a garage with newspaper on top to keep the carrots in a dark environment.

There are a number of vegetables you can even sow now to be able to harvest earlier next year. On the next two pages you can view a number of the most popular vegetables that you can grow. There is a simple letter coding for each product showing when you can normally sow in outdoors or best in the greenhouse or under cover and when the harvest time is due. It is only a guide though and does depend on temperature, moisture and how cold the soil is.

# Vegetable Sowing and Harvest

	Jan	Feb	Mar	Apr	May	Jun	Jul	Aug	Sep	Oct	Nov	Dec
	Notes											
Carrot		O	O	O	SH	SH	SH	H	H	H	H	H
Cauliflower, Winter								O	O			
	H	H	H									
Courgette					I	I		H	H	H		
Cucumber, Indoor				I	I	I	I		H	H	H	
Cucumber, Outdoor							I	I		H	H	H
Leek	H	H	O	O						H	H	H
Lettuce			I	I	SH	SH	SH	H	H			
Marrow				I	I	O	O	H	H	H	H	
Onion, Spring					O	O	SH	SH	SH	SH	SH	H
	H											
Onion (Seed)			I	I					H	H	H	
Parsnip		H	SH	O	O					H	H	H
	H											
Radish			O	O	SH	SH	SH	SH	H	H		

## Key to Chart

<b>I</b>	<b>Sow Indoors or under cover such as cloche</b>
<b>O</b>	<b>Sow Outdoors</b>
<b>IO</b>	<b>Sow Indoors / Outdoors</b>
<b>SH</b>	<b>Sow Outdoors / Harvest</b>
<b>H</b>	<b>Harvest</b>

Contact the committee: [growpretoria@gmail.com](mailto:growpretoria@gmail.com)

website: [growpretoria.org](http://growpretoria.org)








# Vegetable Sowing and Harvest

	Jan	Feb	Mar	Apr	May	Jun	Jul	Aug	Sep	Oct	Nov	Dec
	Notes											
Aubergine	I	I	I						H	H	H	
	<u>1</u>											
Bean, Broad			O	O			H	H	H	H	O	O
	<u>2</u>											
Beans, Climb. French							IO	O	SH	SH	H	H
	H											
Beans, Dwarf French							I	O	O	SH	H	H
	H											
Beans, Runner						I	IO			H	H	H
Beetroot				O	O	O	SH	SH	H	H	H	
Beet Leaf Spinach						O	O	O	SH	SH	SH	SH
	<u>3</u>											
Broccoli, Autumn				I	O	O			H	H	H	
Brussels Sprouts					O	O	O					H
	H H											
Cabbage, Winter						O	O					H
	H H											
Cabbage, Spring						H	H	O	O	O		

## Key to Chart

<b>I</b>	Sow Indoors or under cover such as cloche
<b>O</b>	Sow Outdoors
<b>IO</b>	Sow Indoors / Outdoors
<b>SH</b>	Sow Outdoors / Harvest
<b>H</b>	Harvest

## Calendar of events 2011

<p><b>January 2011</b> 15<sup>th</sup> Launch the Lottie Lottery</p> 	<p><b>February 2011</b> 19<sup>th</sup> 2pm – 5pm Run our own Ta-ble top sale at Patchway Commu-nity centre. Allot-ment to run refreshments, bottle stall and plant/seeds sale table Sell Lottie Recipe books <u>Profit made £113.00</u></p>	<p><b>March 2011</b> 20<sup>th</sup> 10am-12pm Opening the shop on site with sale of plants, seeds and refresh-ments</p> 
<p><b>April 2011</b> 25<sup>th</sup> 12pm-4pm Lottie Grand opening – open to public –with BBQ, garden themed events, ta-ble top fundraisers and Easter bonnet competition</p>  <p><u>Profit £500</u></p>	<p><b>May 2011</b></p>	<p><b>June 2011</b> 19<sup>th</sup> 10am – 12noon Bacon butty morning .....</p>  <p><u>Profit made £73</u></p>
<p><b>July 2011</b> 9<sup>th</sup> 1pm-5pm Patchway Festival - Lottie open to public – BBQ, table top activities and scare-crow competition</p>  <p>.....<u>Pofit £232.88...</u></p>	<p><b>August 2011</b> National Allotments Week 8<sup>th</sup> – 14<sup>th</sup> 14<sup>th</sup> Animal homes and wildlife gardening workshop for children <u>Profit £200+</u></p> 	<p><b>September 2011</b></p>
<p><b>October 2011</b> 29<sup>th</sup> 4pm – 8pm Halloween Party. Fancy Dress. Best Pumpkin. Halloween Games.</p> 	<p><b>November 2011</b></p>	<p><b>December 2011</b> 4<sup>th</sup> 1pm-4pm Christmas Fayre at Lottie Sell Lottie Recipe book</p> 

Contact the committee: [growpretoria@gmail.com](mailto:growpretoria@gmail.com)

website: [growpretoria.org](http://growpretoria.org)

## **September/October**

. . . time to get some last sowings of winter salads and greens in the ground, and think about ways of protecting crops over the winter. Cloches, mini-tunnels and fleece are all useful ways of extending the season.

### Outside

- Winter salads and greens including winter lettuce and oriental vegetables
- Bunching onions (early September)
- Broad beans and hardy (round seeded) peas to overwinter (from mid September)

In a polytunnel or greenhouse border

Hardy oriental greens, particularly mustard greens, komatsuna, mizuna, Tsoi Sim and chinese cabbage.

## **November/December**

. . . ideal months for tidying up the allotment plot, sorting out your compost heaps and getting everything in order for the new year.

### Outside

- Plant garlic, choosing the biggest cloves to get the best results

## **Fund Raising & future events**

Over the last few months we have had successful events with the National Allotment week held in August raising over £200 and the Allotment open day in July raising £232.88 for our funds and even a healthy £41.46 with donations for tea and Coffee in our refurbished shed.

On the 29th October 4pm—8pm, there is a Halloween Party in the shed. There will be a fancy dress, Halloween games and a competition for the best pumpkin. Please do your best to support.